



# MENTOR POLICE DEPARTMENT Monthly Statistics



February 2017


## Criminal Offenses and Breakdown By Wards



## Traffic Enforcement Data



## Motor Vehicle Accident Summary



February  
2017

<u>Criminal Offenses and Arrests</u>					ADULT	ADULT	JUV.	JUV.
	FEB 2017	YTD 2017	FEB 2016	YTD 2016	ARREST FEB'17	ARREST YTD'17	ARREST FEB'17	ARREST YTD'17
Murder/Manslaughter	0	0	0	0	0	0	0	0
Rape/Felonious Sex Assault	2	3	0	0	1	1	0	0
Robbery	2	6	0	3	2	3	0	0
Burglary / B&E	5	12	5	14	0	0	0	0
Thefts	70	129	68	166	36	68	7	31
Felonious/Aggravated Assault & Misdemeanor Assault	6	13	6	14	2	4	1	4
Domestic Violence	13	17	2	11	12	17	0	1
Criminal Damage/Mischief & Vandalism	9	17	13	32	0	2	0	2
Drug Offenses	102	207	38	94	99	194	2	11
<b>TOTALS</b>	<b>209</b>	<b>404</b>	<b>132</b>	<b>334</b>	<b>152</b>	<b>289</b>	<b>10</b>	<b>49</b>

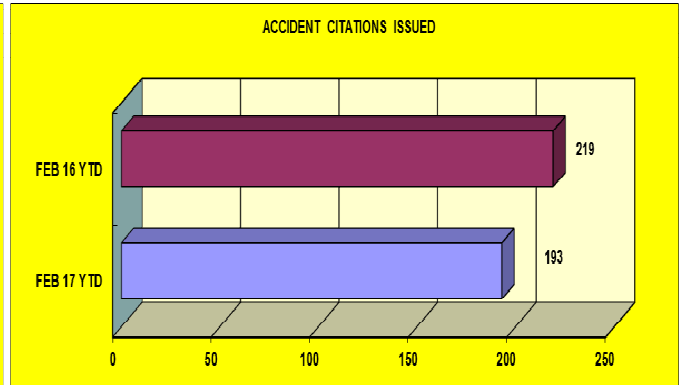
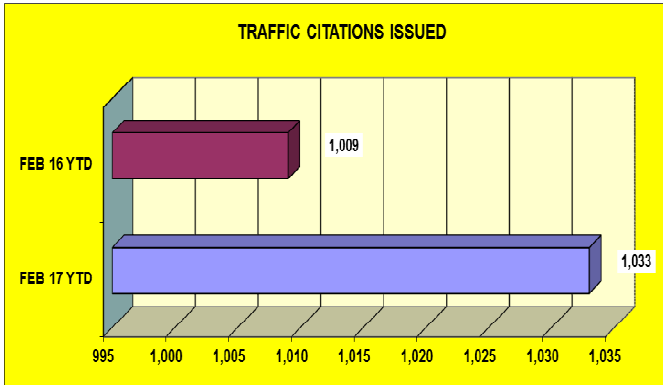
<u>Criminal Offense Breakdown by Wards</u>	Ward 1	Ward 2	Ward 3	Ward 4
Murder/Manslaughter	0	0	0	0
Rape/Felonious Sex Assault	0	1	1	0
Robbery	1	1	0	0
Burglary / B&E	0	2	2	1
Larcenies	33	25	5	7
Felonious/Aggravated Assault & Misdemeanor Assault	1	3	2	0
Domestic Violence	2	7	2	2
Criminal Damage/Mischief & Vandalism	2	3	2	2
Drug Offenses	26	59	7	10



# Traffic & Accident Data

TRAFFIC CITATIONS	FEB 2017	YTD 2017	FEB 2016	YTD 2016
DUI	18	41	28	51
Assured Clear Distance	33	73	43	88
Reckless Operation	0	0	5	6
Traffic Signal	14	26	23	48
Sign/Traffic Control Device	21	28	6	14
Failure to Control	16	49	24	50
Speed	117	224	160	273
Equipment Violation	14	26	10	14
Seat Belt Violation	46	82	66	110
Child Restraint Violation	3	7	3	3
License Plate Violation	49	102	36	67
DUS	62	129	43	81
Other O/L Violation	36	64	30	43
All Other	96	182	90	161
<b>TOTAL:</b>	<b>525</b>	<b>1,033</b>	<b>567</b>	<b>1,009</b>

WRITTEN WARNINGS AND PARKING CITES	FEB 2017	YTD 2017	FEB 2016	YTD 2016
Written Warnings	122	196	155	259
Parking	5	8	4	7



	FEB 2017	YTD 2017	FEB 2016	YTD 2016	PERCENT DIFF
Accidents Involving Injury	25	54	24	54	0%
Accidents Involving Death	0	0	0	0	0%
Accidents Involving Property Damage	81	216	123	264	-18%
Accidents Unknown**	0	0	0	0	0%
<b>TOTAL:</b>	<b>106</b>	<b>270</b>	<b>147</b>	<b>318</b>	<b>-15%</b>
Persons Injured (Including Private Property)	41	81	33	73	11%
Persons Killed (Including Private Property)	0	0	0	0	0%
<b>Private Property Accidents</b>	<b>41</b>	<b>93</b>	<b>45</b>	<b>97</b>	<b>-4%</b>

\*\*Investigation reveals no injury or property damage, or damage less than \$400-Ohio Traffic Crash Procedure Manual-Rev 11-99