




MENTOR POLICE DEPARTMENT Monthly Statistics



August 2017


Criminal Offenses and Breakdown By Wards



Traffic Enforcement Data



Motor Vehicle Accident Summary



August
2017

<u>Criminal Offenses and Arrests</u>					ADULT	ADULT	JUV.	JUV.
	AUG 2017	YTD 2017	AUG 2016	YTD 2016	ARREST AUG'17	ARREST YTD'17	ARREST AUG'17	ARREST YTD'17
Murder/Manslaughter	0	0	0	0	0	0	0	0
Rape/Felonious Sex Assault	2	12	3	7	1	5	0	0
Robbery	1	10	0	5	1	5	0	1
Burglary / B&E	6	58	11	70	3	14	0	2
Thefts	66	511	80	628	31	244	5	78
Felonious/Aggravated Assault & Misdemeanor Assault	14	80	10	77	4	35	0	9
Domestic Violence	17	87	11	82	10	65	4	10
Criminal Damage/Mischief & Vandalism	23	127	15	157	1	16	0	8
Drug Offenses	68	746	79	544	62	750	6	38
TOTALS	197	1631	209	1570	113	1134	15	146

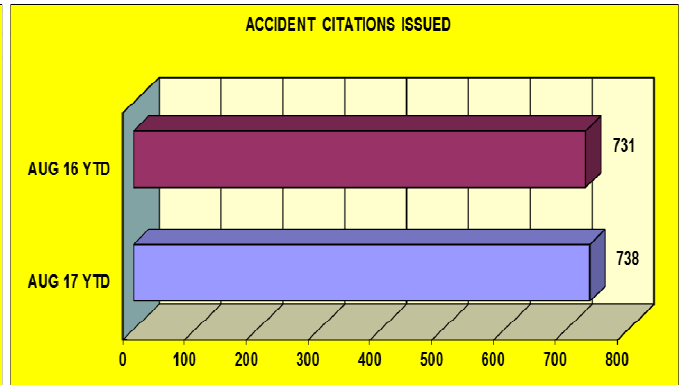
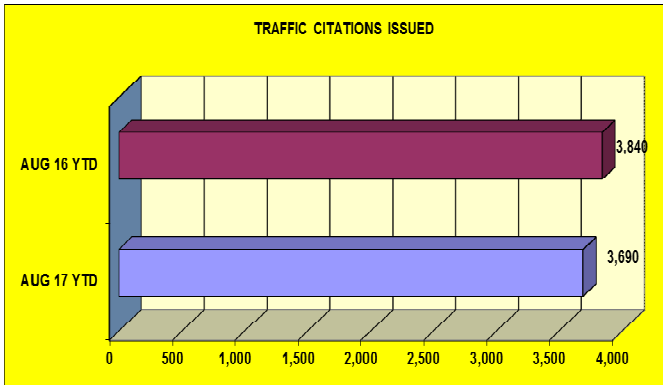
<u>Criminal Offense Breakdown by Wards</u>	Ward 1	Ward 2	Ward 3	Ward 4
Murder/Manslaughter	0	0	0	0
Rape/Felonious Sex Assault	0	1	1	0
Robbery	1	0	0	0
Burglary / B&E	0	5	1	0
Larcenies	28	31	5	2
Felonious/Aggravated Assault & Misdemeanor Assault	4	7	1	2
Domestic Violence	3	5	4	5
Criminal Damage/Mischief & Vandalism	5	11	3	4
Drug Offenses	19	36	7	6



Traffic & Accident Data

TRAFFIC CITATIONS	AUG 2017	YTD 2017	AUG 2016	YTD 2016
DUI	23	164	18	176
Assured Clear Distance	52	354	41	343
Reckless Operation	2	2	0	7
Traffic Signal	19	123	13	121
Sign/Traffic Control Device	7	83	11	92
Failure to Control	12	112	7	97
Speed	127	833	123	1,098
Equipment Violation	2	76	4	40
Seat Belt Violation	29	286	35	388
Child Restraint Violation	4	24	2	19
License Plate Violation	35	291	23	255
DUS	37	376	46	353
Other O/L Violation	27	214	25	179
All Other	95	752	72	672
TOTAL:	471	3,690	420	3,840

WRITTEN WARNINGS AND PARKING CITES	AUG 2017	YTD 2017	AUG 2016	YTD 2016
Written Warnings	71	704	72	871
Parking	11	103	9	82



	AUG 2017	YTD 2017	AUG 2016	YTD 2016	PERCENT DIFF
Accidents Involving Injury	33	223	28	220	1%
Accidents Involving Death	0	1	0	2	-50%
Accidents Involving Property Damage	93	767	91	813	-6%
Accidents Unknown**	0	0	0	0	0%
TOTAL:	126	991	119	1035	-4%
Persons Injured (Including Private Property)	60	363	39	339	7%
Persons Killed (Including Private Property)	0	1	0	2	-50%
Private Property Accidents	54	382	50	374	2%

**Investigation reveals no injury or property damage, or damage less than \$400-Ohio Traffic Crash Procedure Manual-Rev 11-99