



MENTOR POLICE DEPARTMENT Monthly Statistics



March 2017


Criminal Offenses and Breakdown By Wards



Traffic Enforcement Data



Motor Vehicle Accident Summary



March
2017

| <u>Criminal Offenses and Arrests</u> | | | | | ADULT | ADULT | JUV. | JUV. |
|--|------------|------------|------------|------------|---------------|---------------|---------------|---------------|
| | MAR 2017 | YTD 2017 | MAR 2016 | YTD 2016 | ARREST MAR'17 | ARREST YTD'17 | ARREST MAR'17 | ARREST YTD'17 |
| Murder/Manslaughter | 0 | 0 | 0 | 0 | 0 | 0 | 0 | 0 |
| Rape/Felonious Sex Assault | 3 | 6 | 0 | 0 | 0 | 1 | 0 | 0 |
| Robbery | 0 | 6 | 0 | 3 | 0 | 3 | 0 | 0 |
| Burglary / B&E | 7 | 19 | 5 | 19 | 4 | 4 | 0 | 0 |
| Thefts | 64 | 193 | 96 | 262 | 30 | 98 | 15 | 46 |
| Felonious/Aggravated Assault & Misdemeanor Assault | 9 | 22 | 8 | 22 | 3 | 7 | 1 | 5 |
| Domestic Violence | 2 | 19 | 15 | 26 | 0 | 17 | 0 | 1 |
| Criminal Damage/Mischief & Vandalism | 17 | 34 | 17 | 49 | 3 | 5 | 2 | 4 |
| Drug Offenses | 112 | 319 | 78 | 172 | 123 | 317 | 9 | 20 |
| TOTALS | 214 | 618 | 219 | 553 | 163 | 452 | 27 | 76 |

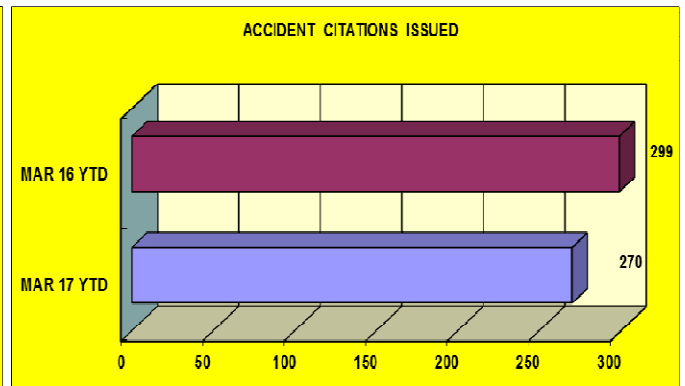
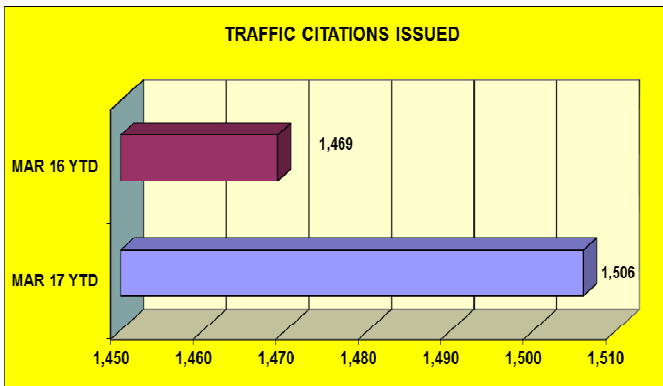
| <u>Criminal Offense Breakdown by Wards</u> | Ward 1 | Ward 2 | Ward 3 | Ward 4 |
|--|--------|--------|--------|--------|
| Murder/Manslaughter | 0 | 0 | 0 | 0 |
| Rape/Felonious Sex Assault | 0 | 3 | 0 | 0 |
| Robbery | 0 | 0 | 0 | 0 |
| Burglary / B&E | 2 | 1 | 0 | 4 |
| Larcenies | 24 | 27 | 3 | 10 |
| Felonious/Aggravated Assault & Misdemeanor Assault | 1 | 6 | 1 | 1 |
| Domestic Violence | 0 | 2 | 0 | 0 |
| Criminal Damage/Mischief & Vandalism | 2 | 8 | 3 | 4 |
| Drug Offenses | 37 | 66 | 3 | 6 |



Traffic & Accident Data

| TRAFFIC CITATIONS | MAR 2017 | YTD 2017 | MAR 2016 | YTD 2016 |
|-----------------------------|------------|--------------|------------|--------------|
| DUI | 27 | 68 | 20 | 71 |
| Assured Clear Distance | 39 | 112 | 40 | 128 |
| Reckless Operation | 0 | 0 | 0 | 6 |
| Traffic Signal | 17 | 43 | 11 | 59 |
| Sign/Traffic Control Device | 18 | 46 | 5 | 19 |
| Failure to Control | 10 | 59 | 6 | 56 |
| Speed | 86 | 310 | 148 | 421 |
| Equipment Violation | 20 | 46 | 11 | 25 |
| Seat Belt Violation | 41 | 123 | 30 | 140 |
| Child Restraint Violation | 2 | 9 | 4 | 7 |
| License Plate Violation | 32 | 134 | 33 | 100 |
| DUS | 53 | 182 | 51 | 132 |
| Other O/L Violation | 24 | 88 | 23 | 66 |
| All Other | 104 | 286 | 78 | 239 |
| TOTAL: | 473 | 1,506 | 460 | 1,469 |

| WRITTEN WARNINGS AND PARKING CITES | MAR 2017 | YTD 2017 | MAR 2016 | YTD 2016 |
|------------------------------------|----------|----------|----------|----------|
| Written Warnings | 98 | 294 | 123 | 382 |
| Parking | 10 | 18 | 2 | 9 |



| | MAR 2017 | YTD 2017 | MAR 2016 | YTD 2016 | PERCENT DIFF |
|--|------------|------------|------------|------------|--------------|
| Accidents Involving Injury | 21 | 75 | 21 | 75 | 0% |
| Accidents Involving Death | 0 | 0 | 1 | 1 | -100% |
| Accidents Involving Property Damage | 89 | 305 | 88 | 352 | -13% |
| Accidents Unknown** | | 0 | 0 | 0 | 0% |
| TOTAL: | 110 | 380 | 110 | 428 | -11% |
| Persons Injured (Including Private Property) | 32 | 113 | 38 | 111 | 2% |
| Persons Killed (Including Private Property) | 0 | 0 | 1 | 1 | -100% |
| Private Property Accidents | 49 | 142 | 45 | 142 | 0% |

**Investigation reveals no injury or property damage, or damage less than \$400-Ohio Traffic Crash Procedure Manual-Rev 11-99