



MENTOR POLICE DEPARTMENT Monthly Statistics



March 2015


Criminal Offenses and Breakdown By Wards



Traffic Enforcement Data



Motor Vehicle Accident Summary



March
2015

<u>Criminal Offenses and Arrests</u>					ADULT	ADULT	JUV.	JUV.
	MAR 2015	YTD 2015	MAR 2014	YTD 2014	ARREST MAR'15	ARREST YTD	ARREST MAR'15	ARREST YTD
Murder/Manslaughter (Commit & Attempt)	0	0	0	0	0	0	0	0
Rape/Felonious Sex Assault (Commit & Attempt)	0	1	0	0	0	0	0	0
Robbery	1	3	0	4	1	2	0	1
Burglary / B&E	3	12	5	18	0	3	0	0
Thefts	80	205	78	197	49	104	8	21
Felonious/Aggravated Assault & Misdemeanor Assault	6	18	16	24	4	9	0	0
Domestic Violence	11	31	8	33	11	24	1	4
Criminal Damage/Mischief & Vandalism	10	26	16	41	1	4	0	3
Drug Offenses	89	214	48	83	94	235	7	26
TOTALS	200	510	171	400	160	381	16	55

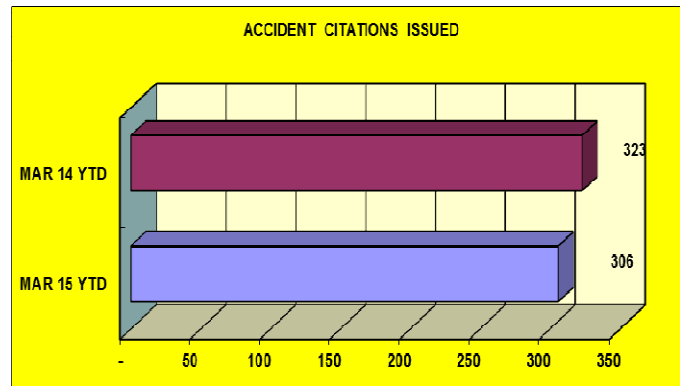
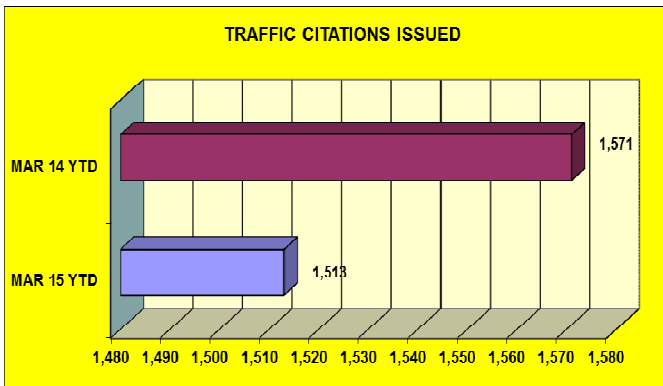
<u>Criminal Offense Breakdown by Wards</u>	Ward 1	Ward 2	Ward 3	Ward 4
Murder/Manslaughter (Commit & Attempt)	0	0	0	0
Rape/Felonious Sex Assault (Commit & Attempt)	0	0	0	0
Robbery	0	1	0	0
Burglary / B&E	0	1	0	2
Larcenies	27	43	5	5
Felonious/Aggravated Assault & Misdemeanor Assault	1	4	1	0
Domestic Violence	2	6	1	2
Criminal Damage/Mischief & Vandalism	4	4	1	1
Drug Offenses	18	55	12	4



Traffic & Accident Data

TRAFFIC CITATIONS	MAR 2015	YTD 2015	MAR 2014	YTD 2014
DUI	29	70	31	63
Assured Clear Distance	7	78	41	119
Reckless Operation	0	3	2	3
Traffic Signal	20	55	21	64
Sign/Traffic Control Device	8	24	9	24
Failure to Control	7	84	25	83
Speed	235	476	177	406
Equipment Violation	4	8	2	2
Seat Belt Violation	58	135	85	194
Child Restraint Violation	2	3	4	4
License Plate Violation	40	113	33	95
DUS	47	133	44	129
Other O/L Violation	27	70	30	57
All Other	93	261	152	328
TOTAL:	577	1,513	656	1,571

WRITTEN WARNINGS AND PARKING CITES	MAR 2015	YTD 2015	MAR 2014	YTD 2014
Written Warnings	150	338	183	370
Parking	11	49	29	95



	MAR 2015	YTD 2015	MAR 2014	YTD 2014	PERCENT DIFF
Accidents Involving Injury	21	81	34	81	0%
Accidents Involving Death	0	0	0	0	0%
Accidents Involving Property Damage	84	348	127	380	-8%
Accidents Unknown**	0	0	0	0	0%
TOTAL:	105	429	161	461	-7%
Persons Injured (Including Private Property)	33	107	51	108	-1%
Persons Killed (Including Private Property)	0	0	0	0	0%
Private Property Accidents	53	172	55	144	19%

**Investigation reveals no injury or property damage, or damage less than \$400-Ohio Traffic Crash Procedure Manual-Rev 11-99