



MENTOR POLICE DEPARTMENT Monthly Statistics



November 2018

Criminal Offenses and Breakdown By Wards



Traffic Enforcement Data




Motor Vehicle Accident Summary



October 2017

<u>Criminal Offenses and Arrests</u>	Nov 2018	YTD 2018	Nov 2017	YTD 2017	ADULT ARREST Nov'18	ADULT ARREST YTD'18	JUV. ARREST Nov'18	JUV. ARREST YTD'18
	Murder/Manslaughter	0	1	0	0	0	1	0
Rape/Felonious Sex Assault	1	12	0	14	0	1	0	0
Robbery	0	11	2	13	0	7	0	1
Burglary / B&E	2	38	13	86	0	23	0	3
Thefts	42	627	61	736	16	299	1	33
Felonious/Aggravated Assault & Misdemeanor Assault	5	96	12	121	3	35	0	4
Domestic Violence	12	117	13	116	11	81	1	16
Criminal Damage/Mischief & Vandalism	11	105	14	174	1	17	0	6
Drug Offenses	56	788	83	989	56	790	3	22
TOTALS	129	1795	198	2249	87	1254	5	85

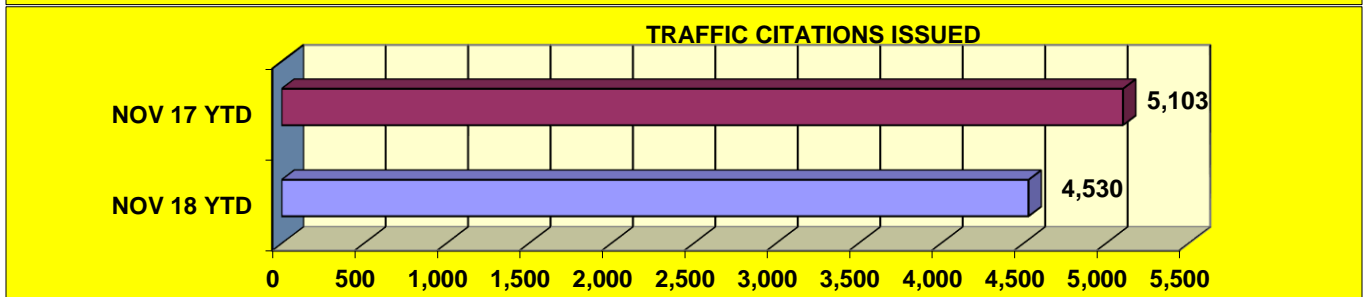
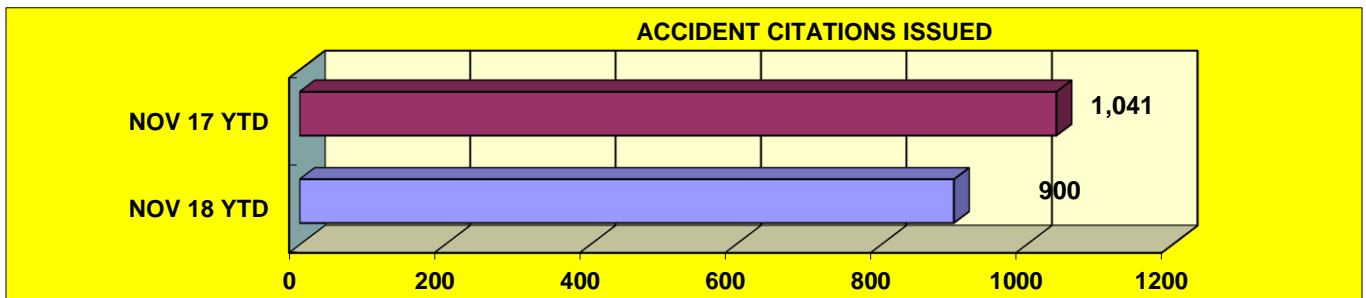
<u>Criminal Offense Breakdown by Wards</u>	Ward 1	Ward 2	Ward 3	Ward 4
Murder/Manslaughter	0	0	0	0
Rape/Felonious Sex Assault	0	1	0	0
Robbery	0	0	0	0
Burglary / B&E	0	1	0	1
Larcenies	17	17	3	5
Felonious/Aggravated Assault & Misdemeanor Assault	1	3	0	1
Domestic Violence	5	3	3	1
Criminal Damage/Mischief & Vandalism	3	5	2	1
Drug Offenses	13	37	1	5



Traffic & Accident Data

TRAFFIC CITATIONS	Nov 2018	YTD 2018	Nov 2017	YTD 2017
DUI	15	203	13	238
Assured Clear Distance	31	407	53	511
Reckless Operation	3	15	1	5
Traffic Signal	12	144	27	177
Sign/Traffic Control Device	4	80	13	114
Failure to Control	8	107	10	148
Speed	74	1,134	105	1,166
Equipment Violation	8	127	13	99
Seat Belt Violation	11	308	40	387
Child Restraint Violation	1	21	2	33
License Plate Violation	21	362	25	394
DUS	26	469	48	523
Other O/L Violation	12	235	26	293
All Other	79	918	72	1,015
TOTAL:	305	4,530	448	5,103

WRITTEN WARNINGS AND PARKING CITES	Nov 2018	YTD 2018	Nov 2017	YTD 2017
Written Warnings	52	1,313	167	1,111
Parking	35	112	13	140



	Nov 2018	YTD 2018	Nov 2017	YTD 2017	PERCENT DIFF
Accidents Involving Injury	20	284	30	315	-10%
Accidents Involving Death	0	2	0	1	100%
Accidents Involving Property Damage	114	1026	107	1094	-6%
Accidents Unknown**	0	8	0	0	0%
TOTAL:	134	1320	137	1410	-6%
Persons Injured (Including Private Property)	33	434	46	509	-15%
Persons Killed (Including Private Property)	0	2	0	1	100%
Private Property Accidents	36	479	33	493	-3%

**Investigation reveals no injury or property damage, or damage less than \$1000-Ohio Traffic Crash Procedure Manual-Rev 11-99