



MENTOR POLICE DEPARTMENT

Monthly Statistics

October 2019



Criminal Offenses and Breakdown By Wards



Traffic Enforcement Data




Motor Vehicle Accident Summary



October 2019

Criminal Offenses and Arrests	OCT 2019	YTD 2019	OCT 2018	YTD 2018	ADULT ARREST OCT'19	ADULT ARREST YTD'19	JUV. ARREST OCT'19	JUV. ARREST YTD'19
	Murder/Manslaughter	0	0	0	1	0	1	0
Rape/Felonious Sex Assault	0	8	0	11	0	1	0	1
Robbery	2	15	1	11	1	9	1	7
Burglary / B&E	9	45	1	36	0	26	2	23
Thefts	61	544	56	585	14	194	24	283
Felonious/Aggravated Assault & Misdemeanor Assault	13	83	8	91	6	31	2	32
Domestic Violence	6	95	15	105	7	75	10	70
Criminal Damage/Mischief & Vandalism	12	99	6	94	1	15	1	16
Drug Offenses	65	652	63	732	55	648	64	734
TOTALS	168	1,541	150	1,666	84	1,000	104	1,167

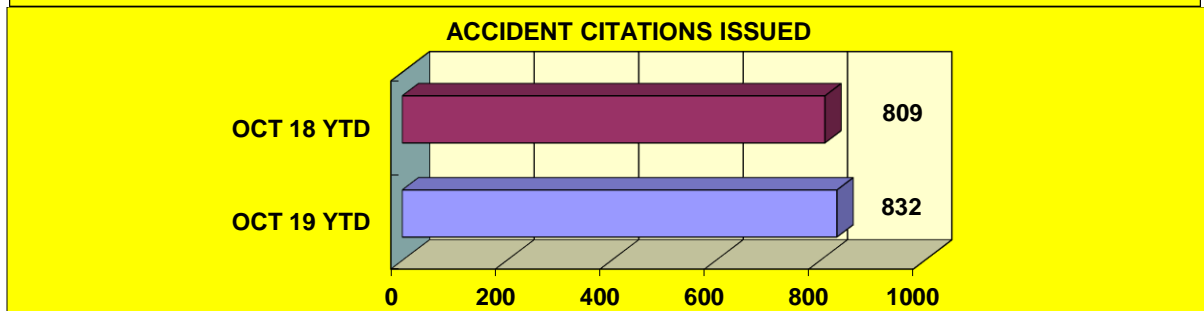
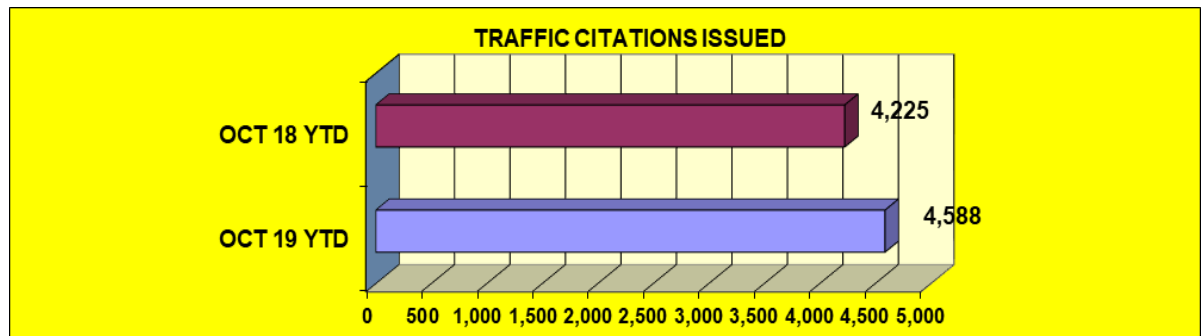
Criminal Offense Breakdown by Wards	Ward 1	Ward 2	Ward 3	Ward 4
Murder/Manslaughter				
Rape/Felonious Sex Assault				
Robbery		2		
Burglary / B&E	2	2	1	4
Larcenies	29	21	6	4
Felonious/Aggravated Assault & Misdemeanor Assault	3	5	3	2
Domestic Violence	1	2	2	1
Criminal Damage/Mischief & Vandalism	5	4	1	2
Drug Offenses	20	34	6	3



Traffic & Accident Data

TRAFFIC CITATIONS	OCT 2019	YTD 2019	OCT 2018	YTD 2018
DUI	16	161	12	188
Assured Clear Distance	66	347	38	376
Reckless Operation	2	21	3	12
Traffic Signal	12	166	9	132
Sign/Traffic Control Device	6	101	10	76
Failure to Control	8	108	4	99
Speed	203	1,515	78	1,060
Equipment Violation	24	114	7	119
Seat Belt Violation	33	216	10	297
Child Restraint Violation	4	21	4	20
License Plate Violation	28	232	20	341
DUS	50	486	46	443
Other O/L Violation	16	213	16	223
All Other	134	887	128	839
TOTAL:	602	4,588	385	4,225

WRITTEN WARNINGS AND PARKING CITATIONS	OCT 2019	YTD 2019	OCT 2018	YTD 2018
Written Warnings	164	906	49	1,261
Parking	6	108	13	77



	OCT 2019	YTD 2019	OCT 2018	YTD 2018	PERCENT DIFF
Accidents Involving Injury*	37	275	34	264	4%
Accidents Involving Death	0	2	0	2	0%
Accidents Involving Property Damage*	110	824	96	912	-10%
Accidents Unknown* **	0	0	1	8	0%
TOTAL:	147	1101	131	1186	-7%
Persons Injured *	55	370	58	403	-8%
Persons Killed (Including Private Property)	0	2	0	2	0%
Private Property Accidents	52	328	47	443	-26%

* Does not include private property accident reports. ** Investigation reveals no injury or property damage, or damage less than \$1000-Ohio Traffic Crash Procedure Manual-Rev 11-99